

GENERAL ELECTION 2017




At a glance: comparison of the main parties' pledges on benefits, work and housing policy






Policy in Practice

May 2017

GE2017 pledges on benefits, work and housing policy

| Measure |  Labour |  Conservatives |  LIBERAL DEMOCRATS |
|------------------------------|--|---|--|
| State pension "triple lock" | Maintain as now | Replace with double lock (prices and earnings) from 2020 | Maintain as now |
| Winter Fuel payments | Keep universal | Means-test | Keep universal but withdraw from those who pay tax at 40% |
| Pension age | Keep at 66 by 2020 | Reflect life expectancy | |
| State pension for women | Compensate for recent changes | | |
| State pension accrued rights | Legislate to ensure rights cannot be changed, only benefits | | |
| Bedroom tax | Scrap | | Scrap |
| Benefit rates uprating | | | Uprate working age benefits in line with inflation |
| Sanctions | Scrap – (detail unspecified) | | |
| Housing Benefit for u21s | Re-instate | | Re-instate |
| Local Housing Allowance | | | Increase in line with average rents in local area |
| Universal Credit | Reform - end long delays and 'rape clause'. (Work allowance cuts and two-child policy criticised but no specific commitment to re-instate) | Continue roll-out as now | Allow both parents to earn before UC is cut. Reverse cuts to work allowances and family element. End two-child policy. |

GE2017 pledges on benefits, work and housing policy

| Measure |  Labour |  Conservatives |  LIBERAL DEMOCRATS |
|--|--|---|---|
| Young people | | | Increase JSA and UC rates for 18-24 year olds in line with increases in minimum wage |
| National Minimum Wage | To match the Living wage (expected to be £10/hour by 2020) | £8.80/hour by 2020 | Independent review on a new Living Wage applicable across all wages, but not to be enforced by law |
| Bereavement Support | Scrap recent cuts | | |
| Child poverty | New strategy | | |
| ESA | Increase by £30 for those in WRAG (and repeal UC cuts) | | Reverse cuts to those in WRAG |
| Carer's Allowance | Increase by £11 | | |
| Work capability and Personal Independence Payments (PIP) assessments | Replace with new tailored system – end privatisation. End re-assessments for long-term severe conditions | | Replace with new system administered by local authorities |
| Personal Independence Payments (PIP) | Ensure parity between physical and mental conditions | | |
| Jobcentre Plus | Reform administration | | Separate employment support from benefits administration |
| Supported housing | Safeguard | | Increase funding |
| Affordable housing | Build 100,000 council & HA homes per year | | Build 500,000 “affordable & energy efficient” homes |



About Policy in Practice

Policy in Practice believes the welfare system can work better

Policy in Practice was founded to help people towards independence by making the welfare system simple for people and organisations to understand.

The benefit system is complicated, with different government departments administering a range of different benefits, each of which have their own rules.

We're a policy-led software and consulting business and we've developed three core services to make the welfare system simpler to understand.

| Software | Analytics | Modelling |
|--|---|--|
| <p>Our Benefit and Budgeting Calculator software is so comprehensive, fast and easy to use that advisors and customers don't have to be experts to explain the welfare system.</p> <p>We model over 4,000 pieces of legislation across four government departments to show how policy affects people on low incomes.</p> <p>Our clean user interface, visual charts and use of plain English empowers your advisors to help your residents to achieve outcomes.</p> | <p>We help organisations see how individual households are impacted by each change in policy, and all changes combined, both now and in the future.</p> <p>Our Low Income Family Tracker (LIFT) combines local authority data with our powerful modelling engine to help you to proactively get the right support to the right people at the right time.</p> <p>Choose a one off impact assessment, or access self service analytics that allow you to see trends, track the impact of interventions and reach people in danger of crisis.</p> | <p>Local priorities differ and local council support schemes must too.</p> <p>We help councils model different council tax support options, taking into account uprating and future changes in policy.</p> <p>Our experience working with over forty local authorities, and modelling the impact on each household helps to inform your ideas, to develop policy that best meet local needs.</p> <p>This service is stand-alone but is more detailed when done together alongside our Policy Impact Analysis.</p> |

[Learn more](#)

[Learn more](#)

[Learn more](#)